



Pathway to Greatness - Initial Parent and Community Survey

November 12th 2018, 12:59 pm CST

1 - I am a(n): (Choose all that apply)

#	Answer	%	Count
1	OKCPS Parent or Caregiver	61.48%	2,067
2	Community Member	8.95%	301
3	OKCPS Staff Member	26.89%	904
4	OKCPS Student	2.68%	90
	Total	100%	3,362*

* 2,635 survey completions

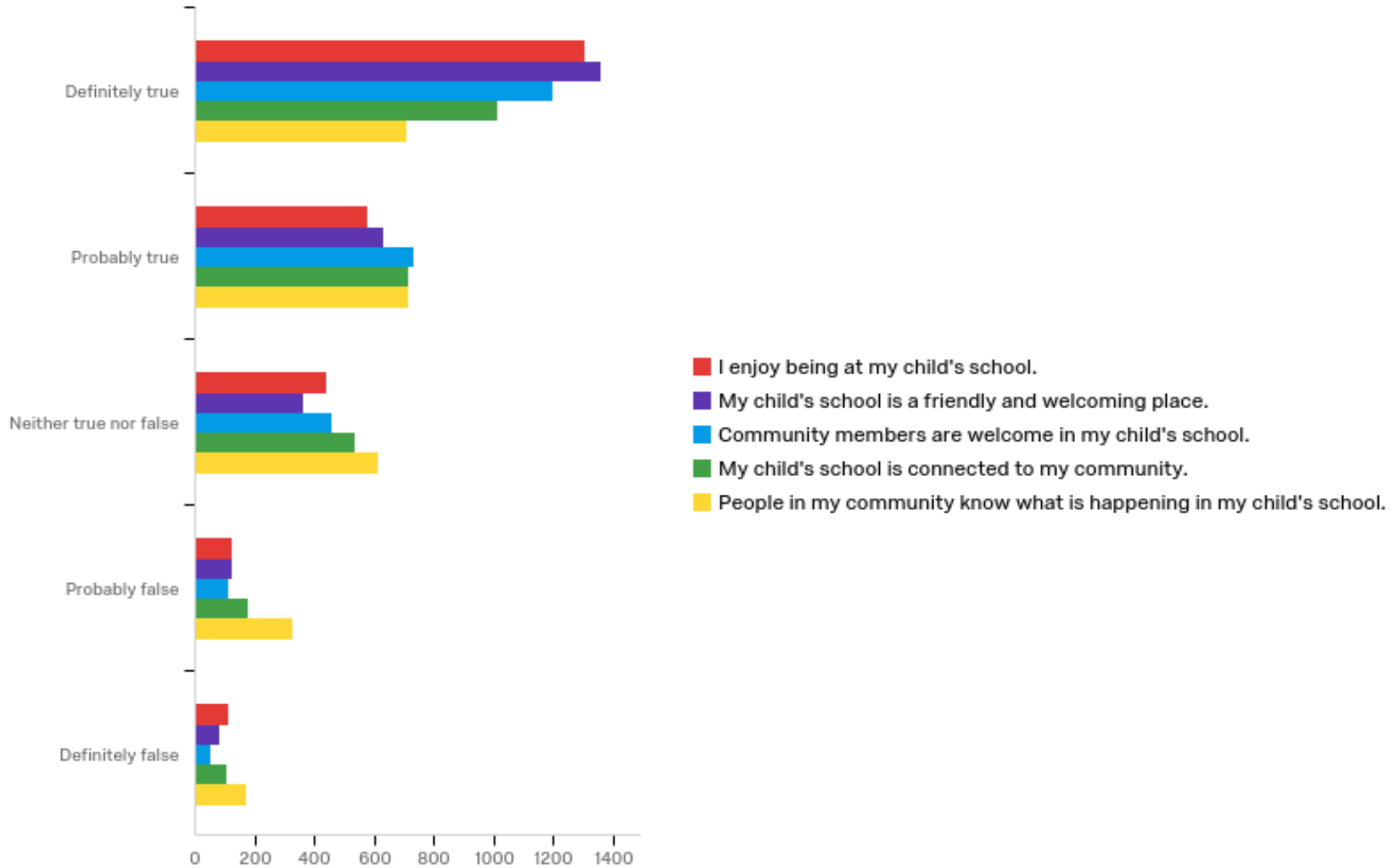
Q1 - I have attended a Pathway to Greatness community meeting.

Answer	%	Count
Yes	16.20%	115
No	83.80%	595
Total	100%	710

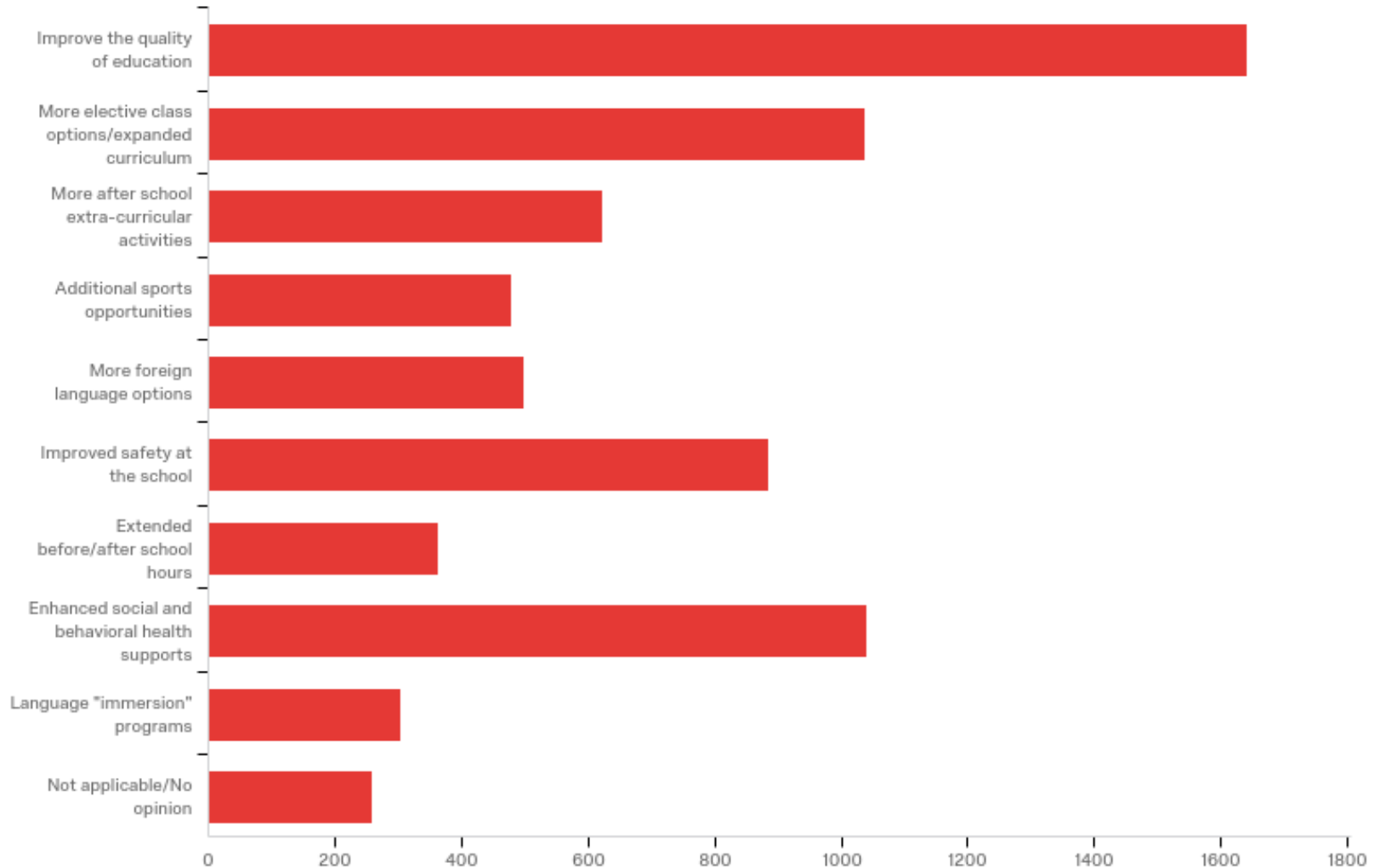
3 - How important is it for children in the OKCPS system to have access to pre-Kindergarten and early childhood development programs?

#	Answer	%	Count
1	Not at all important	2.10%	57
2	Slightly important	2.47%	67
3	Neutral	5.57%	151
4	Very important	28.80%	781
5	Extremely important	61.06%	1,656
	Total	100%	2,712

4 - How do you feel about your child's (children's) school?



5 - In your opinion, what are the most important changes that should be made at your child's school to improve education? Pick the three most important changes.



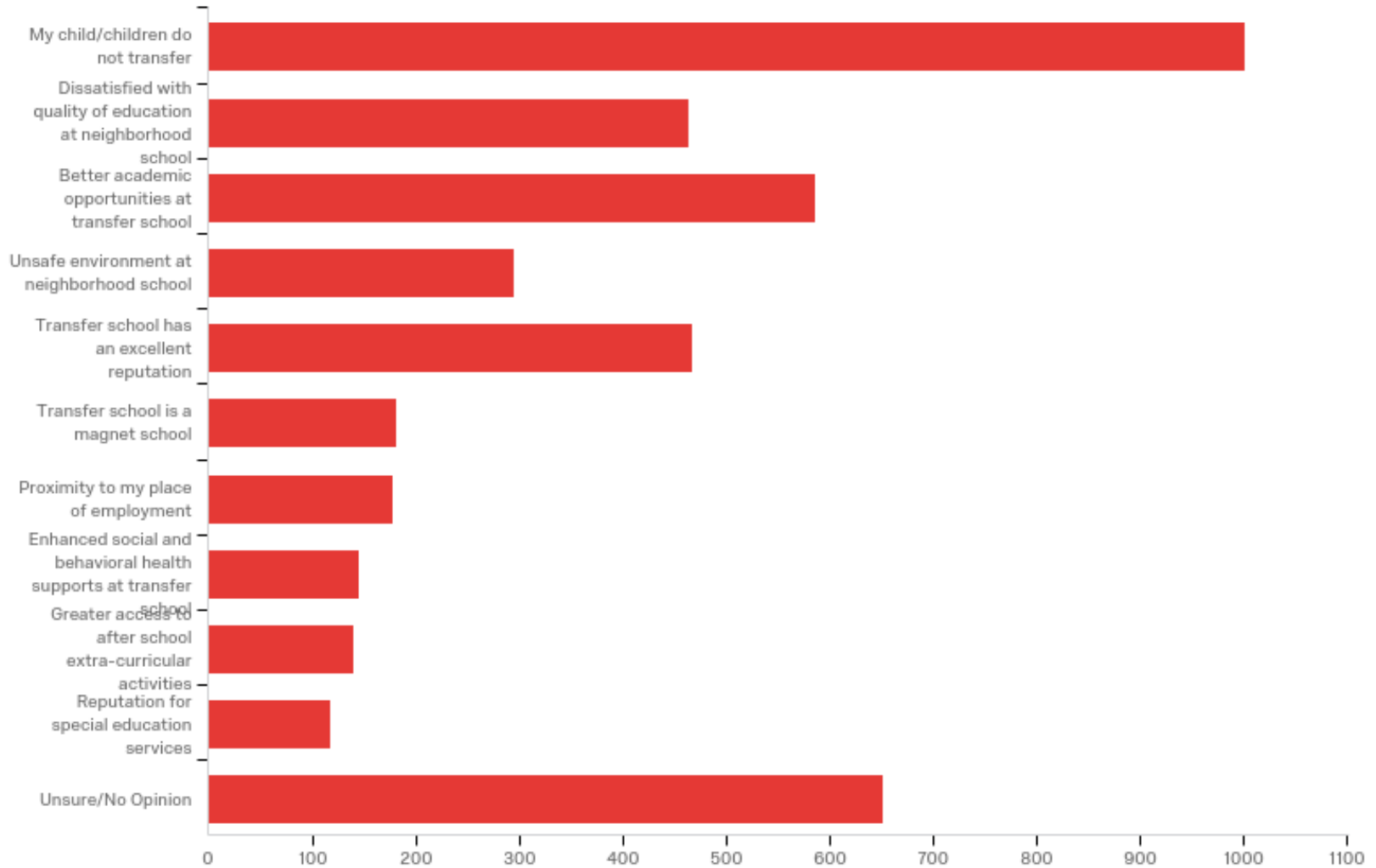
6 - Would you be willing to send your child to a larger school than they attend today if they had greater access to more electives, an expanded curriculum, or other educational opportunities?

#	Answer	%	Count
1	Yes	45.43%	1,189
2	No	23.46%	614
3	Unsure/No opinion	22.93%	600
4	Not applicable	8.18%	214
	Total	100%	2,617

7 - Would you be willing to drive a longer distance to your child's school if it meant they had greater access to more electives, an expanded curriculum, or other educational opportunities?

#	Answer	%	Count
1	Yes	48.28%	1,264
2	No	24.29%	636
3	Unsure/No Opinion	18.64%	488
4	Not applicable	8.79%	230
	Total	100%	2,618

8 - If your child is on transfer from your neighborhood school, why have you chosen to transfer? Select all that apply.



9 - How far away from the transfer school is your child's neighborhood school? Select one.

#	Answer	%	Count
1	Less than a mile	11.21%	98
2	1-4 miles	39.13%	342
3	5-10 miles	29.52%	258
4	More than 10 miles	20.14%	176
	Total	100%	874

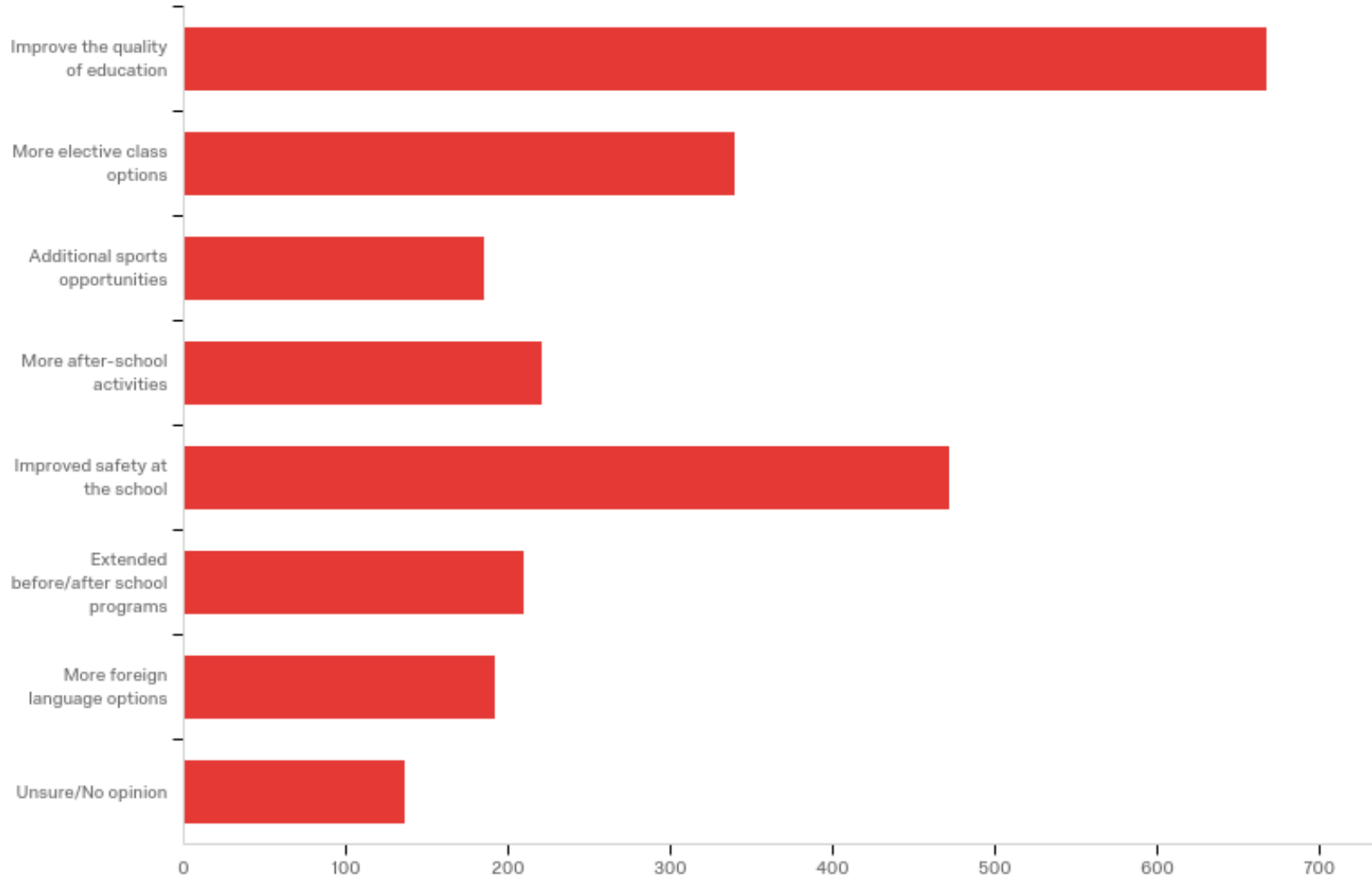
*Question asked only if respondent indicated their child transferred.

10 - What is the current commute time to your child's school from home?

#	Answer	%	Count
1	Less than 5 minutes	21.36%	189
2	5 - 10 minutes	30.06%	266
3	11 - 15 minutes	23.62%	209
4	16 - 30 minutes	20.23%	179
5	More than 30 minutes	4.75%	42
	Total	100%	885

*Question asked only if respondent indicated their child transferred.

11 - What changes would we need to make at your child's neighborhood school to make it a place you would choose for them to attend ? Select all that apply.



*Question asked only if respondent indicated their child transferred.